PAGE	29

BY	CHK	REVISION RECORD MODIFICATIONS	DATE	REV.
ALLEN		RELEASE TO PRODUCTION	2007,9,12	1.0

SPECIFICATION
Current Rate: 2 AMP
Insulation Resistance: 1000mΩMin
Contact Resistance: 30mΩMax
Dielectric voltage: 1000V AC for one minute
Operation Temperature: -55℃to +105℃

MATERIAL
Insulator: Polyester, UL 94V-0
◎Standard: P.B.T
Contact Pin: Brass

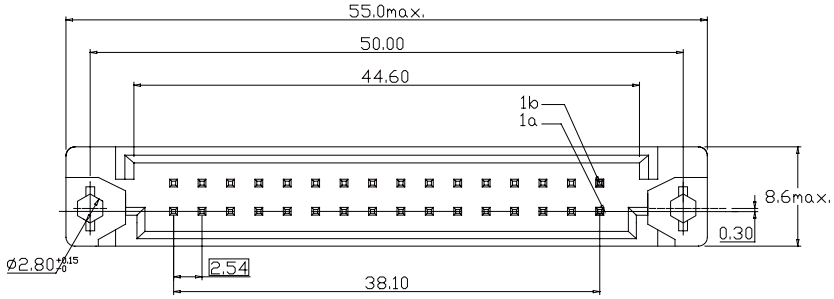

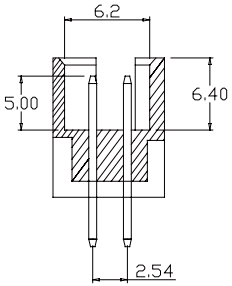

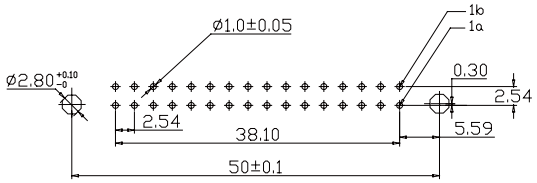

RECOMMENDED P.C.BOARD LAYOUT

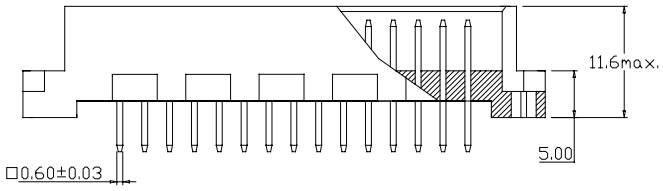

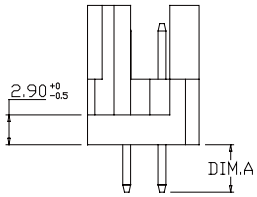

ORDERING INFORMATION

MUMBER OF CONTACTS	ROWS/SOSITIONS WITH CONTACT		PITCH
32	a+b	123456	2.54mm
16	a	123456	
16	a+b ALL EVEN NO.	123456	5.08mm HALF-LOADED

D	I	N	S	S	-	M	2	X	X	X	X	W	X	-	X	-	L

- S: S:Short body
- 2: 2 rows
- X: 1:Pitch 2.54mm / 2:Pitch 5.08mm
- XX: No. of contacts
- X: S:Selective / SF:Selective 15u" / SD:Selective 30u"
- W: W:Ivory Insulator
- X: 1:W/O Boardlock / 2:With Boardlock
- X: 1:Dim A=4.0 / 2:Dim A=2.5
- L: L:RoHS+P.B.T

APPRO	CHECK	DRAWN	PART NO.	DINSS-M2XXXXWX-X-L			DESCRIPTION
			ITEM NO.				
			DRAW NO.				
			UNIT	mm	SCALE	no	
			TOLER		NO.		

Tel: 0769 22020068 Fax: 0769 22020069 E-mail: sales@vigortec.com